

# DAX<sup>®</sup> 50 ESG INDEX

DAX <sup>®</sup> FAMILY					
REGIONS	ESG	SIZES	SECTORS	BLUE CHIPS	STYLE & THEME

## SCOPE AND OBJECTIVE

DAX<sup>®</sup> 50 ESG tracks the performance of the 50 largest, most liquid German companies listed in the Regulated Market of Frankfurter Wertpapierbörse (FWB<sup>®</sup>, the Frankfurt Stock Exchange), that have comparably good performance based on their Environmental, Social and Governance criteria. Further, the stocks must have passed standardized ESG screens related to Sustainalytics' Global Standards Screening, as well as the involvement in controversial weapons, tobacco production, thermal coal, nuclear power and military contracting.

## KEY FACTS

- The index consists of 50 large and liquid ESG screened German securities listed at FWB<sup>®</sup>
- The screens applied are based on responsible policies and aim to reduce reputational and idiosyncratic risks
- Screening provided by award winning ESG data provider Sustainalytics
- Transparent free-float market cap weighting scheme, similar to the parent index
- The index is suitable as underlying for mandates, passive funds, ETFs, structured products and listed derivatives
- Since November 2020 Eurex offers futures and options on the DAX 50 ESG index

## INDEX METHODOLOGY

The universe for the DAX<sup>®</sup> 50 ESG is defined by all the stocks included in the HDAX<sup>®</sup> Index, which comprises the joint set of companies included in DAX<sup>®</sup>, MDAX<sup>®</sup> and TecDAX<sup>®</sup>.

Companies identified as non-compliant based on Sustainalytics Global Standards Screening assessment, which are involved in controversial weapons, military contracting, tobacco production, nuclear power or thermal coal are not eligible for selection.

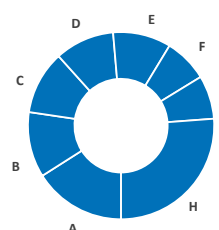
The selection of companies in the DAX<sup>®</sup> 50 ESG is based on the quantitative criteria of free-float market capitalization, order book volume and ESG Score. The index is weighted according to free-float market capitalization, and securities are capped at 7% on a component level.

## VERSIONS AND SYMBOLS

DAX <sup>®</sup> 50 ESG	ISIN	Symbol	Bloomberg	Reuters
EUR Gross Return	DE000A0Z3NB0	DAXESG	DAXESG Index	.DAXESG
EUR Net Return	DE000A0S3E20	DAXESGN	DAXESGN Index	.DAXESGN
EUR Price	DE000A0S3E04	DAXESGK	DAXESGK Index	.DAXESGK
USD Gross Return	DE000A0S3E46	DAXESGU		.DAXESGU
USD Net Return	DE000A0S3E87	DAXESGNU		.DAXESGNU
USD Price	DE000A0S3E61	DAXESGKU		.DAXESGKU

## COMPOSITION

### SECTOR ALLOCATION

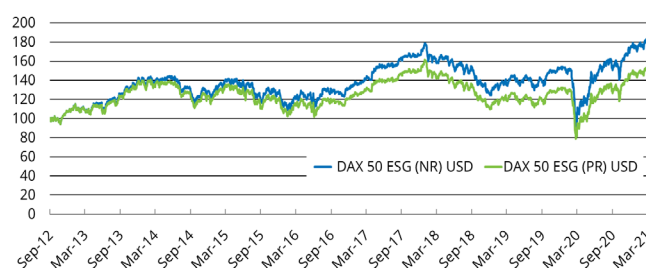


A Chemicals	16.02%
B Industrial	11.31%
C Insurance	10.98%
D Automobile	10.32%
E Pharma & Healthcare	10.08%
F Software	7.58%
G Financial services	7.52%
H Others	26.19%

Largest components	Index weight	MCAP <sup>1</sup> [USD bn]	Currency
LINDE PLC EO 0,001	7.3%	145.1	USD
SIEMENS AG NA O.N.	7.0%	123.1	USD
ALLIANZ SE NA O.N.	6.9%	105.1	USD
SAP SE O.N.	6.9%	128.0	USD
BASF SE NA O.N.	5.7%	76.5	USD

<sup>1</sup>Uncapped free-float market cap

## INDEX PERFORMANCE

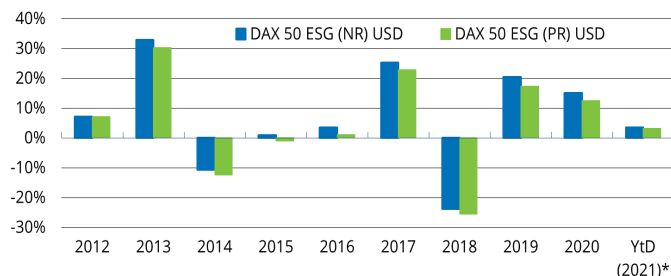


## QUICK FACTS

Weighting scheme	Free-float market cap
Recomposition	Annually
Rebalancing	Quarterly
Components	50
Component capping	7%
Corporate action and dividends	According to the Guide to the DAX Equity Indices
Currencies	EUR, USD
Calculation hours & frequencies	9:00 – 17:45 CET (realtime, 1 sec)
Launch date	Mar. 4, 2020
Base value	1,000 as of Sep. 24, 2012
History	Available since Sep. 24, 2012

# DAX<sup>®</sup> 50 ESG INDEX

## ANNUAL RETURNS



## KEY FIGURES

Name	DAX50ESG® (NR) USD	DAX50ESG® (PR) USD
Performance YTD	3.4%	3.2%
Performance 1 Y	67.4%	63.7%
Performance 3 Y (annualized)	4.5%	2.0%
Performance 5 Y (annualized)	8.1%	5.6%
Volatility 30 D (annualized)	16.8%	16.8%
Volatility 1 Y (annualized)	25.9%	25.9%
Sharpe ratio 1 Y	2.12	2.03
Market capitalization (EUR bn)	1,142.1	1,141.2
Market capitalization (USD bn)	1,342.3	1,341.3
ADTV (3 months, EUR mn)	163	163
P/E (trailing)	86.5	86.5
P/E (projected)	17.5	17.5
Dividend yield 1 Y	3.7%	3.7%
Price/Book	1.8	1.8

## STOXX Ltd. is part of Qontigo

### ABOUT STOXX

Qontigo's index provider STOXX Ltd. is part of Deutsche Börse Group and the administrator of the DAX indices under the European Benchmark Regulation.

STOXX Ltd. is an independent, leading index specialist. STOXX Ltd. is providing innovative index solutions for global markets and across all asset classes. The indices are licensed to the world's largest issuers of financial products, capital owners and asset managers as well as to more than 500 companies around the world.

### CUSTOMISATION

The index can be used as basis for the definition of customized indices, which can be tailored to specific client or mandate needs. STOXX Ltd. offers customization in almost unlimited forms for example in terms of component selection, weighting schemes and personalized calculation methodologies.

### DISCLAIMER

DAX<sup>®</sup> and DAXglobal<sup>®</sup> are registered trademarks. The use of the DAX or DAXglobal indices and other indices, calculated by STOXX Ltd., as well as the use of the respective index data for financial products or for other purposes requires a special license. STOXX Ltd. does not make any warranties or representations, express or implied, with respect to the

### CONTACT

STOXX Customer Support  
P +41 43 430 72 72  
customersupport@stoxx.com

Zug/Headquarters  
P +41 43 430 71 60  
www.stoxx.com

Frankfurt: P +49-(0)69-2 11-0  
London: P +44-(0)20-7862-7680

New York: P +1-646-876-2030

Hong Kong: P +852-2530-7862  
Tokyo: P +81-3-4578-6688

timeliness, sequence, accuracy, completeness, currentness, merchantability, quality or fitness for any particular purpose of its index data. STOXX Ltd. is not providing investment advice through the publication of indices or in connection therewith. In particular, the inclusion of a company in an index, its weighting, or the exclusion of a company from an index, does not in any way reflect an opinion of STOXX Ltd. on the merits of that company. Financial instruments based on DAX indices are in no way sponsored, endorsed, sold, or promoted by STOXX Ltd.

### BACKTESTED PERFORMANCE ASSESSMENT

This document contains index performance data based on back testing, i.e. calculations of how the index might have performed prior to launch if it had existed using the same index methodology and based on historical constituents. Backtested performance information is purely hypothetical and is provided in this document solely for information purposes. Backtested performance does not represent actual performance and should not be interpreted as an indication of actual performance.

Data as of April 30, 2021; backtested